



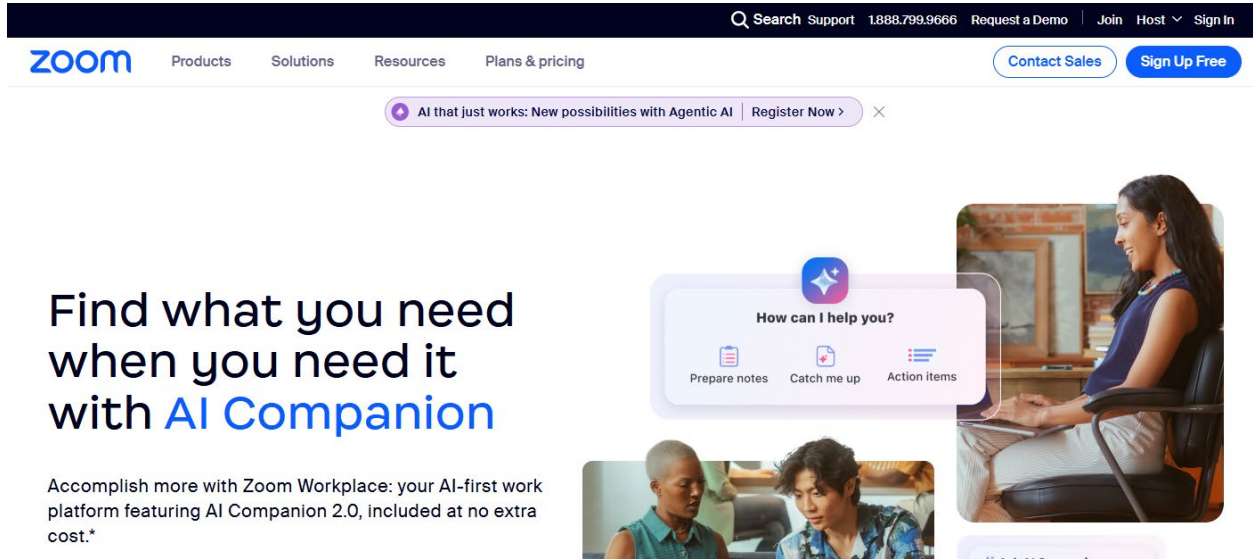
HOW TO RESET YOUR ZOOM ACCOUNT PASSWORD

Contents

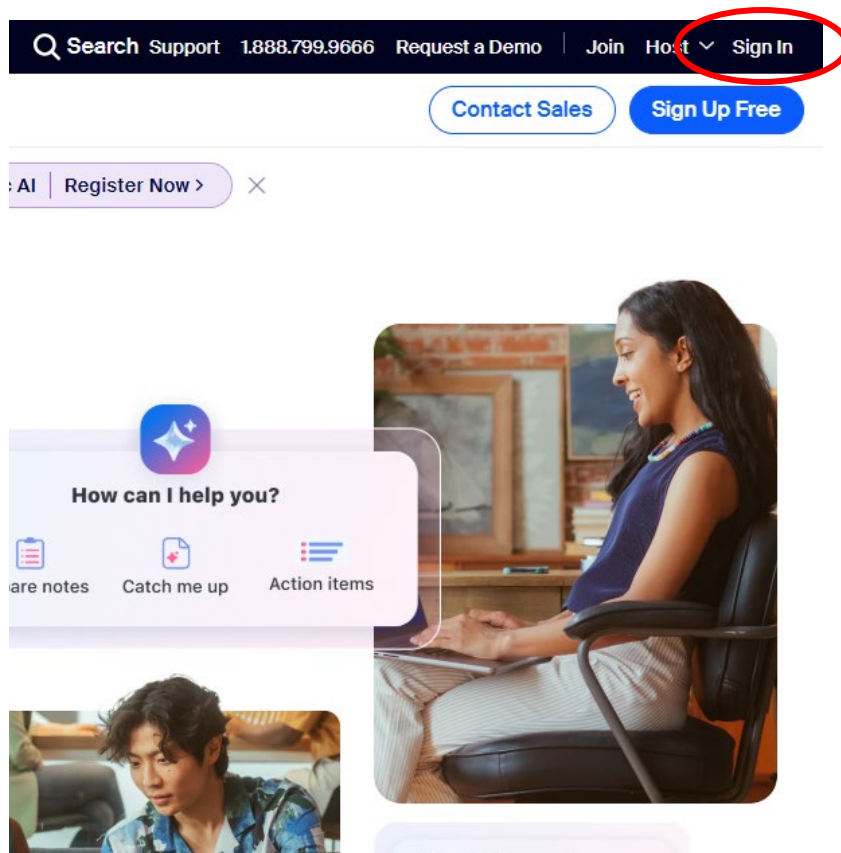
Resetting Your Zoom Password 3

Resetting Your Zoom Password

1. Open your Chrome browser and go to Zoom.us



2. Click "Sign In" at the top right of the page



3. Enter your MCCD email and click "Forgot Password"

Sign In

Email Address

Password

Forgot password? [Help](#)

Sign In

By signing in, I agree to the [Zoom's Privacy Statement](#) and [Terms of Service](#).

Stay signed in

Or sign in with

[SSO](#) [Apple](#) [Google](#) [Facebook](#)

Zoom is protected by reCAPTCHA and the [Privacy Policy](#) and [Terms of Service](#) apply.

4. Click "Send"

Forgot Password?

Don't worry. Resetting your password is easy, just tell us the email address you registered with Zoom.

Email Address
@mccd.edu

[Help](#)

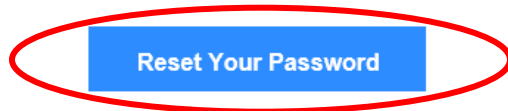
Send

Zoom is protected by reCAPTCHA and the [Privacy Policy](#) and [Terms of Service](#) apply.

5. Go to your MCCD email and click on the email for Zoom with the subject line "Zoom Password Reset Confirmation"
6. Click "Reset Your Password"

Hi _____,

There was recently a request to change the password on your account. If you requested this password change, please click the button below to set a new password within 24 hours:



If the button above does not work, paste this into your browser:

https://us06web.zoom.us/reset_password?code=vpSG0rvFQOeRPG6a4NOzMf5niZjWbfNr1nlfwx67DOW.AG.cxQHWAVZ79AnnMohShLpEI3lyiNN22ZrTISBYVWFt96oClyLZAso2BPw9BRPGU_3K8f5_T1nwunc421kdXWwrK0wIX59h4Rb7KFyceRqMGKLwAQhwAPL8rZUhTIFIKGZPIxX7Yq4UAHkaMDI02jLFB9Jc1HzPqH5fPY9Zf7UyttDbN37sRRjf

7. Create a new password and click "Save"

Reset Your Password

Hi **Clara North**, please set your new password for login.

Password must include at least:

- ✔ 8 characters
- ✔ 1 number
- ✔ 1 uppercase letter
- ✔ 1 lowercase letter

Password must not include:

- ✔ 4 or more consecutive characters (e.g. "11111", "12345", "abcde", or "qwerty")

